



MODULAR CORNER SERIES

MODEL NO: **APMS15 APMS16 & APMS17**

Thank you for purchasing a Sealey product. Manufactured to a high standard, this product will, if used according to these instructions, and properly maintained, give you years of trouble free performance.

IMPORTANT: PLEASE READ THESE INSTRUCTIONS CAREFULLY. NOTE THE SAFE OPERATIONAL REQUIREMENTS, WARNINGS & CAUTIONS. USE THE PRODUCT CORRECTLY AND WITH CARE FOR THE PURPOSE FOR WHICH IT IS INTENDED. FAILURE TO DO SO MAY CAUSE DAMAGE AND/OR PERSONAL INJURY AND WILL INVALIDATE THE WARRANTY. KEEP THESE INSTRUCTIONS SAFE FOR FUTURE USE.



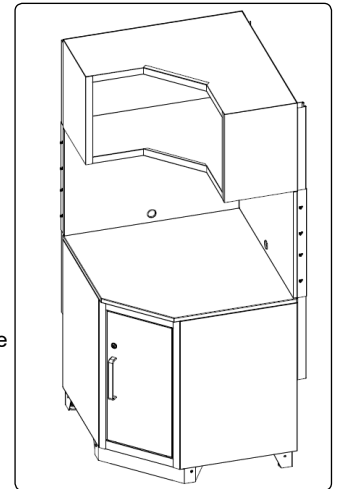
Refer to instructions



Wear protective gloves

1. SAFETY

- ❑ **WARNING!** Ensure Health & Safety, local authority, and general workshop practice regulations are adhered to when using this storage system.
- ✓ Locate in a suitable work area.
- ✓ Keep the work area clean, uncluttered and ensure there is adequate lighting.
- ❑ **WARNING!** Use storage on level and solid ground, preferably concrete.
- ✓ Keep the storage system clean and tidy in accordance with good workshop practice.
- ✓ Keep children and unauthorised persons away from the work area.
- ✗ **DO NOT** use the storage system for any purpose other than that for which it is designed.
- ✗ **DO NOT** use the storage system outdoors.
- ✗ **DO NOT** place the storage system in a damp or wet location or an area where there is condensation.
- ✗ **DO NOT** clean the storage system with any solvents which may damage the surfaces or the protective coating.
- ✗ **DO NOT** move the storage system when there are items placed inside.
- ✗ **DO NOT** step on the shelves.
- ✗ **DO NOT** overload the storage system.



2. INTRODUCTION

Heavy-duty high end Modular Garage Storage System with an appearance to enhance any garage or workshop. Built to withstand the rigors of any garage environment. Versatile and durable steel construction that will last for years. Easily adjusts to specific needs; purchase a single base cabinet or create a full garage storage system.

3. SPECIFICATION

Model No:.....	APMS15	APMS16	APMS17
Overall Size (W x D x H):	930 x 930 x 955mm	930 x 930 x 510mm	(W x H): 930 x 615mm
Nett Weight:	55.29Kg	45.80Kg	11.08Kg

4. ASSEMBLY

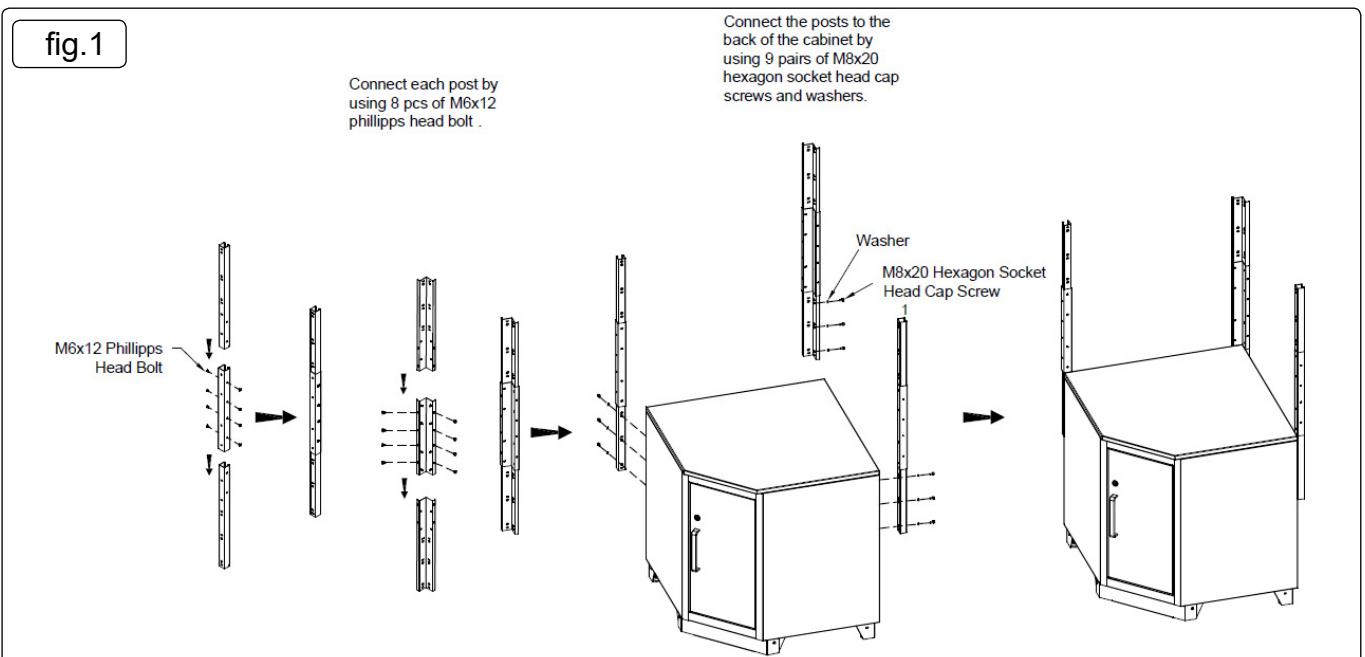
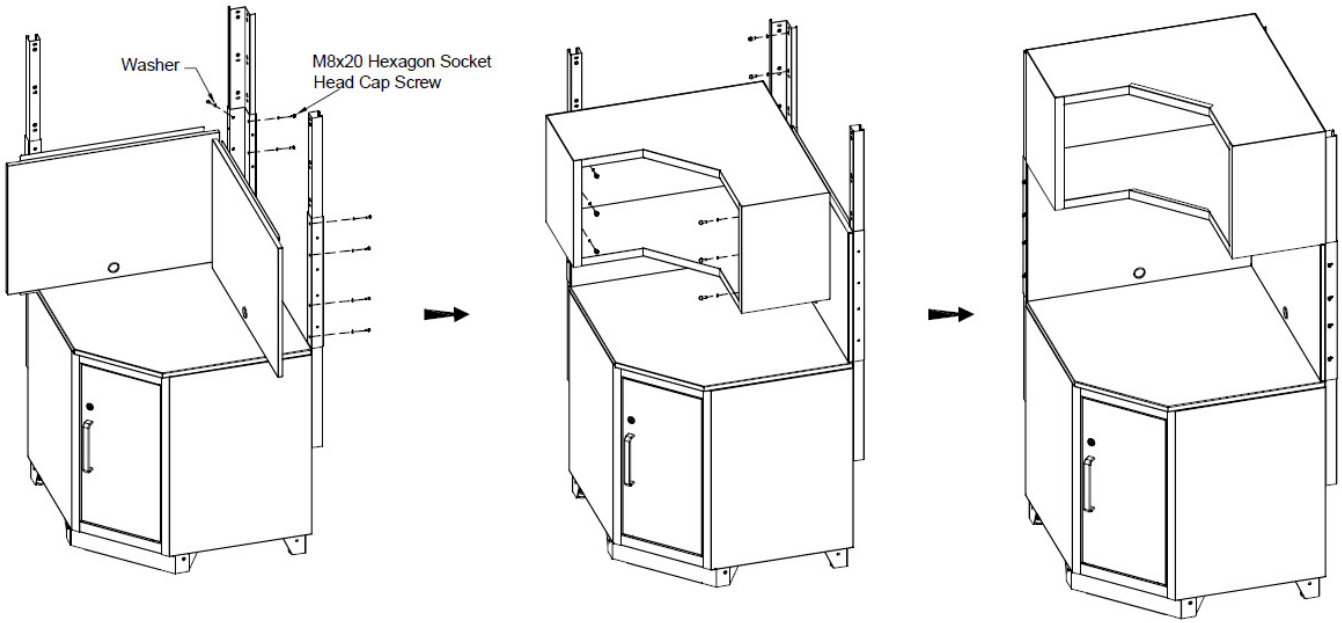


fig.2

Connect each pegboard to the post by using 8 pairs of M8x20 hexagon socket head cap screws and washers.

Connect the pegboard to the post by using 9 pairs of M8x20 hexagon socket head cap screws and washers.



ENVIRONMENT PROTECTION

Recycle unwanted materials instead of disposing of them as waste. All tools, accessories and packaging should be sorted, taken to a recycling centre and disposed of in a manner which is compatible with the environment. When the product becomes completely unserviceable and requires disposal, drain any fluids (if applicable) into approved containers and dispose of the product and fluids according to local regulations.

Note: It is our policy to continually improve products and as such we reserve the right to alter data, specifications and component parts without prior notice.

Important: No Liability is accepted for incorrect use of this product.

Warranty: Guarantee is 12 months from purchase date, proof of which is required for any claim.

Sealey Group, Kempson Way, Suffolk Business Park, Bury St Edmunds, Suffolk. IP32 7AR



01284 757500



01284 703534



sales@sealey.co.uk



www.sealey.co.uk